



# 500V CoolMOS™ CE Power MOSFET

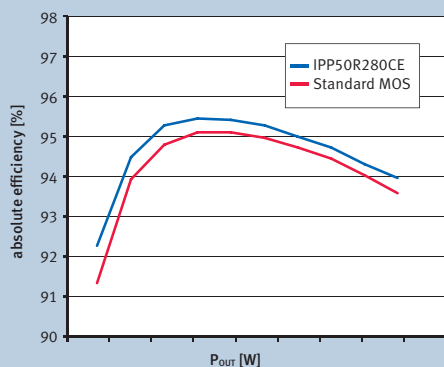
The CoolMOS™ CE is a new technology platform of Infineon's market leading high voltage power MOSFETs designed according to the revolutionary superjunction (SJ) principle.

500V CE portfolio provides all benefits of a fast switching SJ MOSFET while not sacrificing ease of use. As the complete CE series, devices achieve extremely low conduction and switching losses and can make switching applications more efficient, more compact, lighter and cooler.

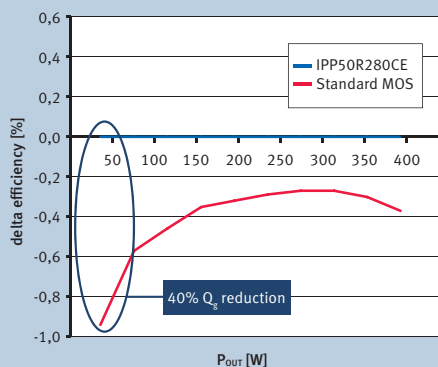
## Efficiency comparison 500V CoolMOS™ CE vs competitor standard MOSFET

CCM PFC stage, 90VAC up to 400W

**IPP50R280CE vs. Standard MOS**  
 efficiency @  $V_{IN}=90VAC$ ; plug&play scenario;  
 $R_{g,ext}=5\Omega$ ;  $f=100kHz$ ;  $V_{OUT}=400VDC$



**IPP50R280CE vs. Standard MOS**  
 delta efficiency @  $V_{IN}=90VAC$ ; plug&play scenario;  
 $R_{g,ext}=5\Omega$ ;  $f=100kHz$ ;  $V_{OUT}=400VDC$



## Features

- Reduced energy stored in output capacitance ( $E_{oss}$ )
- High body diode ruggedness
- Reduced reverse recovery charge ( $Q_{rr}$ )
- Reduced gate charge ( $Q_g$ )

## Benefits

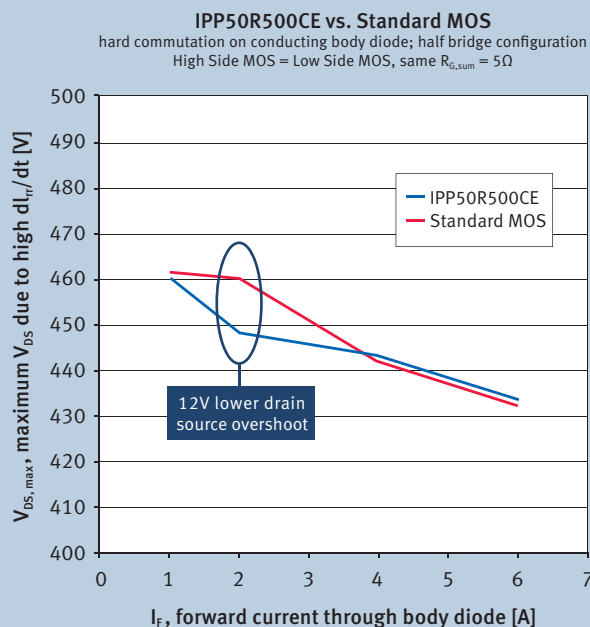
- Easy control of switching behavior
- Improved light load efficiency compared to previous CoolMOS™ generations
- Cost attractive alternative compared to standard MOSFETs
- Outstanding reliability with proven CoolMOS™ quality combined with high body diode ruggedness

## Applications

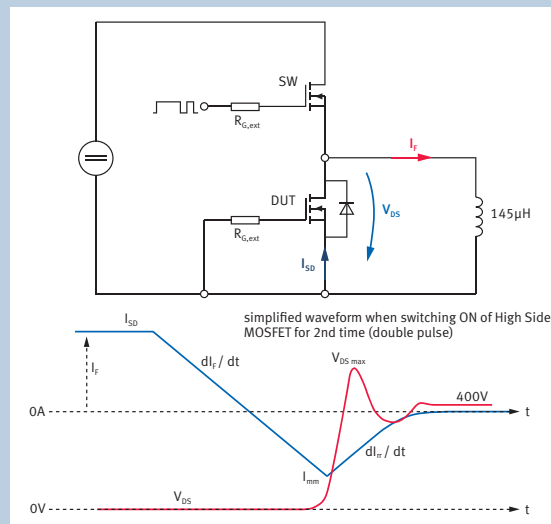
- Consumer
- Lighting
- PC Silverbox



# 500V CoolMOS™ CE Power MOSFET



## Simplified test circuit



- From  $I_F=1$  to  $I_F=4A$  better behaviour observed of 500V CE
- $I_F > 4A$  same behaviour
- Body diode conduction  $< 2\mu s$  before turn-off

## Product Portfolio CoolMOS™ CE



$R_{DS(on)}$	TO-220 FullIPAK	TO-252 DPAK	TO-220	TO-247
3000 mΩ		IPD50R3k0CE**		
1400 mΩ		IPD50R1k4CE**		
950 mΩ	IPA50R950CE*	IPD50R950CE*		
800 mΩ	IPA50R800CE**	IPD50R800CE**		
650 mΩ	IPA50R650CE**	IPD50R650CE**		
500 mΩ	IPA50R500CE*	IPD50R500CE*	IPP50R500CE*	
380 mΩ	IPA50R380CE**	IPD50R380CE**	IPP50R380CE**	
280 mΩ	IPA50R280CE*	IPD50R280CE*	IPP50R280CE*	IPW50R280CE**
190 mΩ	IPA50R190CE**		IPP50R190CE**	IPW50R190CE**
Applications	Consumer	Consumer, Lighting	PC Silverbox	PC Silverbox

\* Samples available by Q2 / 2012  
 \*\* Samples available by Q3 / 2012

Published by  
 Infineon Technologies Austria AG  
 9500 Villach, Austria

© 2012 Infineon Technologies AG.  
 All Rights Reserved.

Visit us:  
[www.infineon.com](http://www.infineon.com)

Order Number: B152-H9688-X-X-7600-DB2012-0003  
 Date: 05 / 2012

### ATTENTION PLEASE!

The information given in this document shall in no event be regarded as a guarantee of conditions or characteristics ("Beschaffenheitsgarantie"). With respect to any examples or hints given herein, any typical values stated herein and/or any information regarding the application of the device, Infineon Technologies hereby disclaims any and all warranties and liabilities of any kind, including without limitation warranties of non-infringement of intellectual property rights of any third party.

### INFORMATION

For further information on technology, delivery terms and conditions and prices please contact your nearest Infineon Technologies Office ([www.infineon.com](http://www.infineon.com)).

### WARNINGS

Due to technical requirements components may contain dangerous substances. For information on the types in question please contact your nearest Infineon Technologies Office. Infineon Technologies Components may only be used in life-support devices or systems with the express written approval of Infineon Technologies, if a failure of such components can reasonably be expected to cause the failure of that life-support device or system, or to affect the safety or effectiveness of that device or system. Life support devices or systems are intended to be implanted in the human body, or to support and/or maintain and sustain and/or protect human life. If they fail, it is reasonable to assume that the health of the user or other persons may be endangered.